Sensor Holders

Aluminum

RoHS

MATERIAL

Aluminium, matte finish.
AISI 304 stainless steel screws and nuts.

STANDARD EXECUTIONS

- **GN 289-B-B**: for round tubes.
- **GN 289-B-V**: for round and square tubes.
- **GN 289-V-V**: for square tubes.

Surface finish index:
- **BL**: natural colour.
- **SW**: epoxy resin coating resistant to UV rays, RAL 9005 black colour.

FEATURES AND APPLICATIONS

The assembly hole of GN 289 connecting clamps allows an excellent match with tubes GN 990 (see page 1368).
GN 289 connecting clamps are an assembly of two connecting clamps GN 279 (see page 1352).
The clamping screws d3 and d4 may be replaced by clamping kit GN 911 (see page 1372).



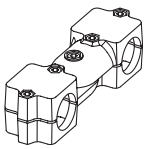

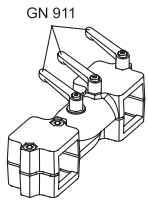

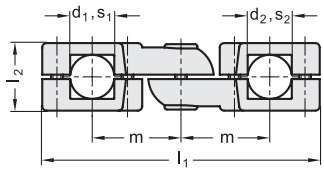



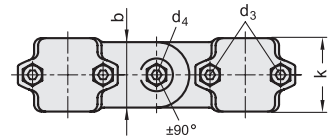

GN 289-B-B

Code	Description	b	d1 - d2	d3	d4	k	l1	l2	m	d3 Clamping kit	d4 Clamping kit	⚖
GN.66203	GN 289-B40-B40-S-2-BL	65	B40 - B40	M10	M 10	76	268	70	85	GN 911-M10-55	GN 911-M10-63	1855
GN.66213	GN 289-B42-B42-S-2-BL	65	B42 - B42	M10	M 10	76	268	70	85	GN 911-M10-55	GN 911-M10-63	1855
GN.66223	GN 289-B45-B45-S-2-BL	65	B45 - B45	M10	M 10	76	268	70	85	GN 911-M10-55	GN 911-M10-63	1844
GN.66233	GN 289-B48-B48-S-2-BL	65	B48 - B48	M10	M 10	76	268	70	85	GN 911-M10-55	GN 911-M10-63	1760
GN.66243	GN 289-B50-B50-S-2-BL	65	B50 - B50	M10	M 10	76	268	70	85	GN 911-M10-55	GN 911-M10-63	1760
GN.66204	GN 289-B40-B40-S-2-SW	65	B40 - B40	M10	M 10	76	268	70	85	GN 911-M10-55	GN 911-M10-63	1855
GN.66214	GN 289-B42-B42-S-2-SW	65	B42 - B42	M10	M 10	76	268	70	85	GN 911-M10-55	GN 911-M10-63	1855
GN.66224	GN 289-B45-B45-S-2-SW	65	B45 - B45	M10	M 10	76	268	70	85	GN 911-M10-55	GN 911-M10-63	1844
GN.66234	GN 289-B48-B48-S-2-SW	65	B48 - B48	M10	M 10	76	268	70	85	GN 911-M10-55	GN 911-M10-63	1760
GN.66244	GN 289-B50-B50-S-2-SW	65	B50 - B50	M10	M 10	76	268	70	85	GN 911-M10-55	GN 911-M10-63	1760

GN 289-B-V

Code	Description	b	d1 - s2	d3	d4	k	l1	l2	m	d3 Clamping kit	d4 Clamping kit	⚖
GN.66208	GN 289-B40-V40-S-2-BL	65	B40 - V40	M10	M 10	76	268	70	85	GN 911-M10-55	GN 911-M10-63	1843
GN.66228	GN 289-B45-V45-S-2-BL	65	B45 - V45	M10	M 10	76	268	70	85	GN 911-M10-55	GN 911-M10-63	1788
GN.66248	GN 289-B50-V50-S-2-BL	65	B50 - V50	M10	M 10	76	268	70	85	GN 911-M10-55	GN 911-M10-63	1719
GN.66209	GN 289-B40-V40-S-2-SW	65	B40 - V40	M10	M 10	76	268	70	85	GN 911-M10-55	GN 911-M10-63	1843
GN.66229	GN 289-B45-V45-S-2-SW	65	B45 - V45	M10	M 10	76	268	70	85	GN 911-M10-55	GN 911-M10-63	1788
GN.66249	GN 289-B50-V50-S-2-SW	65	B50 - V50	M10	M 10	76	268	70	85	GN 911-M10-55	GN 911-M10-63	1719

GN 289-V-V

Code	Description	b	s1 - s2	d3	d4	k	l1	l2	m	d3 Clamping kit	d4 Clamping kit	⚖
GN.66258	GN 289-V40-V40-S-2-BL	65	V40 - V40	M10	M 10	76	268	70	85	GN 911-M10-55	GN 911-M10-63	1740
GN.66268	GN 289-V45-V45-S-2-BL	65	V45 - V45	M10	M 10	76	268	70	85	GN 911-M10-55	GN 911-M10-63	1867
GN.66278	GN 289-V50-V50-S-2-BL	65	V50 - V50	M10	M 10	76	268	70	85	GN 911-M10-55	GN 911-M10-63	1787
GN.66259	GN 289-V40-V40-S-2-SW	65	V40 - V40	M10	M 10	76	268	70	85	GN 911-M10-55	GN 911-M10-63	1740
GN.66269	GN 289-V45-V45-S-2-SW	65	V45 - V45	M10	M 10	76	268	70	85	GN 911-M10-55	GN 911-M10-63	1867
GN.66279	GN 289-V50-V50-S-2-SW	65	V50 - V50	M10	M 10	76	268	70	85	GN 911-M10-55	GN 911-M10-63	1787

5/2024

Models all rights reserved in accordance with the law. Always mention the source when reproducing our drawings and photos.